

10th anniversary of the pioneer of the multidisciplinary congresses

PRELIMINARY PROGRAM

BUILDING
ENDOASCULAR
SYNERGIES

MEET 2011
MULTIDISCIPLINARY EUROPEAN
ENDOASCULAR THERAPY

Register online at
www.meetcongress.com

Crowne Plaza
St Peter's Hotel

Rome, Italy
December 1-3

INTERACTIVE
VOTING



Recorded
live cases



MEET the
Live Experience



Thursday, December 1
5th Annual Joint Meeting of ISES & MEET



Crowne Plaza St Peter's Hotel • Via Aurelia Antica 415 • 00165 Roma
www.crowneplaza.com/rome-speters



18 CME
CREDITS



CROWNE PLAZA
HOTEL & RESORTS

HG

Course Directors:



Max Amor, *Interventional Cardiologist*
Clinique Louis Pasteur, Essey-lès-Nancy, France



Patrice Bergeron, *Cardiovascular Surgeon*
Private hospital Résidence du Parc, Marseille, France



Nicholas Cheshire, *Vascular Surgeon*
St Marys Hospital, London, United Kingdom



Luigi Inglese, *Radiologist*
Centro E. Melan, San Donato Milanese, Italy



Nicola Mangialardi, *Vascular Surgeon*
ACO San Filippo Neri, Roma, Italy



Klaus Mathias, *Radiologist*
Städtische Kliniken Dortmund, Dortmund, Germany



Eric Verhoeven, *Vascular surgeon*
Klinikum Nürnberg Süd, Nürnberg, Germany

Founding Directors:



Max Amor, *Interventional Cardiologist*
Clinique Louis Pasteur, Essey-lès-Nancy, France



Patrice Bergeron, *Cardiovascular Surgeon*
Hôpital St Joseph, Marseille, France

Honorary Directors:



Thomas Ischinger, *Cardiologist*
Kardiologie im Zentrum, Munich, Germany



Dieter Raithe, *Vascular Surgeon*
Klinikum Nürnberg Süd, Nürnberg, Germany

Local scientific Committee:



Nicola Mangialardi, *Vascular Surgeon*
ACO San Filippo Neri, Roma, Italy



Luigi Inglese, *Radiologist*
Centro E. Melan, San Donato Milanese, Italy

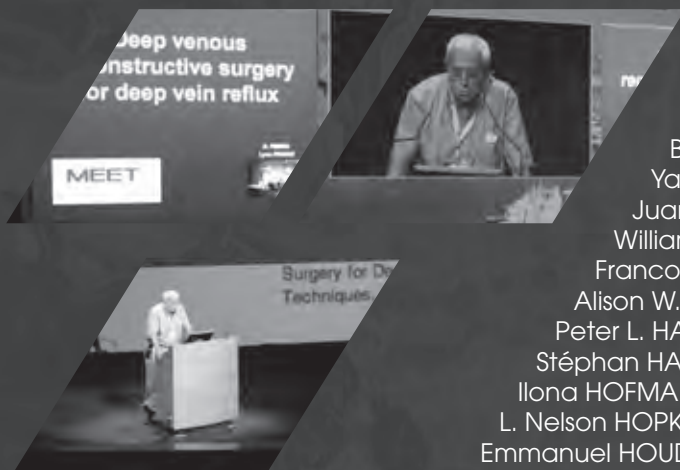
Honorary Chairman:



Plinio Rossi, *Interventional Radiologist*
Roma, Italy

Vladimir ALEXANDRESCU, *Marche-En-Famenne, Belgium*
Carlo ANTONA, *Milan, Italy*
Angelo ARGENTERI, *Pavia, Italy*
Guido BELLANDI, *Arezzo, Italy*
Thierry BEYENS, *La Hulpe, Belgium*
Giancarlo BIAMINO, *Leipzig, Germany*
Giorgio BIASI, *Monza, Italy*
Giancarlo BRACALE, *Napoli, Italy*
Jacques BUSQUET, *Saint-Cloud, France*
Emilio CALABRESE, *Milan, Italy*
Stefano CAMPARINI, *Cagliari, Italy*
Piergiorgio CAO, *Rome, Italy*
Carlo CARAVAGGI, *Milan, Italy*
Jean-Marie CARDON, *Nimes, France*
Renato CASANA, *Milan, Italy*
Lucien CASTELLANI, *Tours, France*
Patrizio CASTELLI, *Varese, Italy*
Attilio CAVEZZI, *S. Benedetto Del Tronto, Italy*
Carlo CERNETTI, *Treviso, Italy*
Nabil CHAKFE, *Strasbourg, France*
Xavier CHAUFOUR, *Toulouse, France*
Roberto CHIESA, *Milan, Italy*
Angelo CIOPPA, *Mercogliano, Italy*
Simone COMELLI, *Torino, Italy*
Giovanni COLACCHIO, *San Giovanni Rotondo, Italy*
Gioachino COPPI, *Modena, Italy*
Bernardo CORTESE, *Bergamo, Italy*
Francesco COSENTINO, *Rome, Italy*
Pierluigi COSTA, *Rome, Italy*
Denis CRETON, *Nancy, France*
Jean-Paul DE VRIES, *Nieuwegein, the Netherlands*
Thanassis DIAMANTOPOULOS, *Patras, Greece*
Eric DUCASSE, *Bordeaux, France*
Taher ELKADY, *Cairo, Egypt*
Fabrizio FANELLI, *Rome, Italy*
Mark A. FARBER, *Chapel Hill, NC, USA*
Rosella FATTORI, *Pesaro, Italy*
Jorge FERNANDEZ-NOYA, *Santiago de Compostela, Spain*
Roberto FERRARESI, *Milan, Italy*





Massimiliano FUSARO, *München, Germany*

Mario GALLI, *Como, Italy*

Mauro GARGIULO, *Bologna, Italy*

Daniele GASPARINI, *Udine, Italy*

Bruno GOSSETTI, *Rome, Italy*

Yann GOUËFFIC, *Nantes, France*

Juan GRANADA, *New York, USA*

William GRAY, *New York, USA*

Franco GREGO, *Padova, Italy*

Alison W. HALLIDAY, *London, United Kingdom*

Peter L. HARRIS, *London, United Kingdom*

Stéphan HAULON, *Lille, France*

Ilona HOFMANN, *Frankfurt, Germany*

L. Nelson HOPKINS, *Buffalo, USA*

Emmanuel HOUDART, *Paris, France*

Ferdinand Serracino INGLOTT, *Manchester, United Kingdom*

Arnaldo IPPOLITI, *Rome, Italy*

Michael JACOBS, *Maastricht, the Netherlands*

Piotr KASPRZAK, *Regensburg, Germany*

Dimitrios KISKINIS, *Thessaloniki, Greece*

Zvonimir KRAJCER, *Houston, USA*

Mario L. LACHAT, *Zurich, Switzerland*

Christos D. LIAPIS, *Chaidari, Greece*

Francesco LIISTRO, *Arezzo, Italy*

Thomas LÜBKE, *Köln, Germany*

Sumaira MACDONALD, *Newcastle Upon Tyne, United Kingdom*

Giuseppe MALCHIODI, *Reggio Emilia, Italy*

Giancarlo MANSUETO, *Verone, Italy*

Marco MANZI, *Abano Terme, Italy*

Giustino MARCUCCI, *Rome, Italy*

Fotis MARKATIS, *Athens, Greece*

Germano MELISSANO, *Milan, Italy*

René MILLERET, *Pezenas, France*

Cinzia MONCALVO, *Alessandria, Italy*

Giovanni NANO, *San Donato Milanese, Italy*

Filippo NAPOLI, *Latina, Italy*

Franco NESSI, *Torino, Italy*

Christoph NIENABER, *Rostock, Germany*

Furuzan NUMAN, *Istanbul, Turkey*

Roberto PACCHIONI, *Italy*

Juan Carlos PARODI, *Buenos Aires, Argentina*

Patrick PEETERS, *Bonheiden, Belgium*

Flavio PEINETTI, *Perugia, Italy*

Ivo PETROV, *Sofia, Bulgaria*

Gianluca PICCOLO, *Udine, Italy*

Jay PILLAI, *Helderkruin, South Africa*

Caroline POULAIN, *Toulon, France*

Carlo PRATESI, *Florence, Italy*

Giovanni PRATESI, *Quarrata, Italy*

Maurizio PUTTINI, *Milan, Italy*

Claudio RABBIA, *Torino, Italy*

Adriano REDLER, *Rome, Italy*

Donald B. REID, *Wishaw, Scotland, United Kingdom*

Sonia RONCHEY, *Rome, Italy*

Michele ROSSI, *Rome, Italy*

Guido ROUHANI, *Frankfurt, Germany*

Paolo RUBINO, *Mercogliano, Italy*

Carlo RUOTOLO, *Napoli, Italy*

Hazim J. SAFI, *Houston, USA*

Natzi SAKALIHASAN, *Liège, Belgium*

Giuseppe M. SANGIORGI, *Rome, Italy*

Stefano Ferrucci Giovanni SAVONITTO, *Reggio Emilia, Italy*

Andrej SCHMIDT, *Leipzig, Germany*

Peter SCHNEIDER, *Honolulu, USA*

Carlo SETACCI, *Siena, Italy*

Francesco SETACCI, *Siena, Italy*

Horst SIEVERT, *Frankfurt, Germany*

Francesco SPIGONARDO, *Chieti, Italy*

Francesco SPINELLI, *Messina, Italy*

Andrea STELLA, *Bologna, Italy*

Francesco STILLO, *Rome, Italy*

Tomislav STOJANOVIC, *Göttinge, Germany*

Maurizio TAURINO, *Rome, Italy*

Peter R. TAYLOR, *London, United Kingdom*

Matthew THOMPSON, *London, United Kingdom*

Sani TRIMARCHI, *Milan, Italy*

Ramesh Kaushal TRIPATHI, *Bangalore, India*

Nicola TUSINI, *Modena, Italy*

Kazushi URASAWA, *Sapporo, Japan*

Rao VALLABHANENI, *Liverpool,*

United Kingdom

Enrico VECCHIATI, *Reggio Emilia, Italy*

Frank J. VEITH, *Riverdale, USA*

Hence VERHAGEN, *Rotterdam,*



















the Netherlands

Fabio VERZINI, *Perugia, Italy*

Marc VUYLSTEKE, *Tielt, Belgium*

Michael WERK, *Berlin, Germany*

Program at-a-glance

Thursday December 1		Friday December 2		Saturday December 3	
8.00	Onsite registration & badge pick up	8.00	Carotid session Live procedures, videos & communications 	8.00	Carotid session ROUND TABLE DEBATE  Interactive voting
9.30	Venous session	10.00	Break	10.30	Journée paramédicale Giornata paramedica
10.30	CCSVI session	10.30	Break	11.00	Break
11.10	Venous recorded live cases & case report	11.00	BTK session Live procedures, videos & communications 	11.00	Carotid stenting in practice Journée paramédicale Giornata paramedica
12.00	Lunch Posters exhibition	12.30	Lunch Posters exhibition	12.00	Industry symposia  
13.00		13.30	Luncheon symposium 	13.00	Lunch Posters exhibition
13.30	5 th Annual Joint meeting of ISES & MEET  EVAR	13.30	Industry symposia  	14.00	Lunch Posters exhibition
15.00	Parallel venous workshops   	14.30	Carotid & BTK session Live procedures & communications 	14.00	Topics of interest for interventionists Journée paramédicale Giornata paramedica
16.00	Industry symposia   	16.00	Break	16.30	Break
16.30	Break	16.30	New endovascular treatments	17.00	Free papers & videos session & Awards ceremony 
16.30	5 th Annual Joint meeting of ISES & MEET  TEVAR	19.00		20.00	Adjournment
19.30	Honorary lectures	20.00	Official dinner		
19.30	ISES & MEET Cocktail				

Thursday December 1

| 09.30 - 19.30 | AUDITORIUM

09:30 VENOUS SESSION

Chairmen: *A. Argenteri, T. Elkady, G. Marcucci, R. Milleret*

- 09:30 Long catheter foam injection combined with phlebectomy, *A. Cavezzi*
- 09:40 Tulip fiber: randomized clinical trial *versus* bare fibers, *M. Vuylsteke*
- 09:50 Peroperative foam sclerotherapy with short catheter in REVAS, *D. Creton*
- 10:00 Off the shelf heating device, *R. Milleret*
- 10:10 Endovenous procedures in humanitarian medicine, *C. Poulain*
- 10:20 Discussion

10:30 CCSVI SESSION

Chairmen: *L. N. Hopkins, K. Mathias, I. Petrov*

- 10:30 CCSVI and multiple sclerosis, *D. Reid*



10:40 Recorded Live case on CCSVI

Successful balloon angioplasty of both Jugular veins and azygos vein in a young patient with MS, *I. Petrov*

- 11:00 Discussion



VENOUS RECORDED LIVE CASES & CASE REPORT (see page 32)

- 11:10 Lower limbs, *M. Amor's team*
- 11:20 Treatment of high flow endoleak type II after EVAR via inferior vena cava, *P. Bergeron*
- 11:30 Closure fast procedure, *D. Creton*
- 11:40 Discussion



12:00 Lunch & e-posters exhibition

13:30 PARALLEL VENOUS WORKSHOPS (WORKSHOP ROOM)

Limited seats.

Ultrasound imaging and endovenous occlusion, *C. Poulain*  **saote**
 Radiofrequency, *D. Creton*  **COVIDIEN**
 Endovenous laser, *M. Vuylsteke*  **Tobrix**.
 Foam sclerotherapy, *R. Milleret*

- 16:30 Workshops adjournment

5TH ANNUAL JOINT MEETING OF ISES & MEET



13:00 EVAR for abdominal and thoraco abdominal aorta

Chairmen: *J. Busquet, E. Verhoeven, F. Veith, J-C. Parodi*

- 13:00 Ruptured AAA. Evidence for EVAR, are we guilty when not offering this option?, *F. Veith*
- 13:08 EVAR for AAAs with Unfavorable Anatomy. Is the chimney technique a durable option and when to use it?, *M. Lachat*
- 13:16 Fenestrated stent graft is the best option for neckless AAA. Technique and outcomes, *M. Farber*
- 13:24 Stenosis and thrombosis after EVAR: how to prevent?, *J-M. Cardon*
- 13:32 Retrograde hybrid treatment of TAAA, techniques & outcomes, *N. Cheshire*
- 13:40 Antegrade hybrid treatment of TAAA, advantages & outcomes, *F. Markatis*
- 13:48 Endurant registries instead of RCT, *H. Verhagen*
- 13:56 When is open surgery really the best first option in TAAA?, *M. Jacobs*
- 14:04 Spinal cord ischemia, is it practicable and preventable?, *P. Kasprzak*
- 14:12 Treatment of chronic TAD with branched stent graft, is it feasible?, *E. Verhoeven*
- 14:20 Hybrid treatment for TAD, *P. Costa*
- 14:28 Identification of AAA at risk by functional imaging, *N. Sakalihan*
- 14:36 The potential of endostapling in EVAR, *J-P. de Vries*
- 14:45 Mid term results of side branch endograft for endovascular treatment of Aorto-iliac aneurysm after more than 100 cases, *P. Cao*
- 14:56 Panel discussion

15:00 INDUSTRY SYMPOSIA (see page 38)

STENT ROOM:  **Cordis**
a Johnson & Johnson company

Current treatment modalities, strategies and trends in complex lower extremity lesions

AUDITORIUM:  **TRIVASCULAR**™ &  **Abbott**
Vascular

New frontiers in EVAR: the mini invasive approach

16:00 Break on the exhibition hall ☕

16:30 TEVAR: Thoracic Aorta

Chairmen: *R. Chiesa, M. Thompson, N. Mangialardi, D. Reid*

16:30 Endovascular repair of ascending aortic aneurysm, *M. Thompson*

16:38 Surgery of the aortic arch aneurysms, *H. Safi*

16:46 Hybrid treatment of aortic arch aneurysms, *R. Chiesa*

16:54 Chronic arch aneurysm: prevention & management, *P. Beyens*

17:02 Total endovascular arch repair, *P. Harris*

17:10 Where are we on in situ fenestrations on arch stent grafts, *F. Numan*

17:18 Status of arch branched stent grafts, *S. Haulon*

17:26 TEVAR for Type B TAD, the fate of the false channel, *C. Nienaber*

17:34 Endovascular treatment of type A dissections, *N. Mangialardi*

17:42 Update on TEVAR, *T. Lübke*

17:50 Endovascular management of acute aortic syndrome, *P. Taylor*

17:58 TEVAR of acute aortic syndromes: insight from the IRAD registry,
R. Fattori

18:06 Aortic arch reinforcement for a safer landing zone, *C. Antona*

18:14 Volume changes in aortic true and false lumen after the «PETTICOAT»
procedure for Type B aortic dissection, *G. Melissano*

18:22 Panel discussion

19:00 HONORARY LECTURE

20 years after the first publication of the endovascular treatment
of aneurysms, *C. Parodi*

19:15 HISTORICAL LECTURE on interventional radiology, *P. Rossi*

19:30 ISES & MEET Cocktail on the exhibition hall ☕

**BENEFITS OF HEPARIN,
NOW AVAILABLE ON FUSION:
FUSION BIOLINE**

The MAQUET line of FUSION grafts merges ePTFE with PET to offer vascular surgeons the best of both materials: the easy handling of ePTFE and the minimal suture hole bleeding seen in knit polyester grafts. FUSION BIOLINE Vascular Grafts build on this revolutionary designed combination with the addition of a special heparin coating to increase thromboresistance.


FUSION BIOLINE brings the following advantages:

- Reduced suture hole bleeding
- Axial stretch for easy handling
- High suture retention strength
- Highly kink and crush resistant
- BIOLINE heparin coating designed to improve thromboresistance

FUSION BIOLINE: Revolutionising Vascular Grafts Inside and Out.

MAQUET – The Gold Standard

MAQUET
GETINGE GROUP



Grafts after 1 hour in blood loop study using hypercoagulable blood model.

Visit MAQUET Booth #12, at MEET 2011

Friday December 2

| 08.00 - 13.30 | AUDITORIUM

08:00 CAROTID SESSION

Chairmen: *G. Biasi, L. N. Hopkins, S. Macdonald, P. Schneider*

Live cases

Live broadcast procedures from
Louis Pasteur Polyclinic, Nancy, France



Video interventions

- Internal carotid artery occlusion with recurrent TIA: is there a place for endovascular treatment?, *S. Ronchey*
- A case of impending stroke treated with closed cell stent and a filter, *C. Cernetti*

Communications

- Why a moratorium on CS? CAE or CS or BMT can be the treatment of choice when the indication is correct, *G. Biasi*
- The spinning or misinterpretation of CREST and the AHA guidelines: what impact should they have on practice, *F. Veith*

10:00 Break on the exhibition hall

10:30 BTK SESSION

Chairmen: *E. Ducasse, M. Manzi, C. Rabbia, F. Spigonardo*

Live cases (see page 33)

Live broadcast procedures from
Louis Pasteur Polyclinic, Nancy, France



Video interventions

- How to revascularize BTK lesions of CLI cases: Trans-collateral angioplasty, *K. Urasawa*
- BTK treatment: retrograde peroneal access, *E. Ducasse*

Communications

- Evolution of treatment for critical limb ischemia from amputation to bypass to endovascular treatment, *F. Veith*
- BTK treatment : best stenting management, *E. Ducasse*
- Indications of operative treatment of arterial disease in the diabetic patient, *C. Liapis*

12:30 Lunch & posters exhibition on the exhibition hall

12:30 LUNCHEON SYMPOSIUM (see page 38)

BALLOON ROOM:

GORE® VIABAHN® Endoprosthesis in the peripheral arteries: case presentations

13:30 INDUSTRY SYMPOSIA (see page 39)

AUDITORIUM:

Advanced endovascular treatment of the thoracic aorta: interactive case discussion

STENT ROOM:

Latest Clinical evidence of DEB therapy for claudication

Friday December 2

| 14.30 - 19.00 | AUDITORIUM

14:30 CAROTID & BTK SESSION

Chairmen: *A. Ippoliti, H. Sievert, F. Stillo, K. Urasawa*

Live cases

Live broadcast procedures from
Louis Pasteur Polyclinic, Nancy, France



BTK Communications

- Retrograde digital puncture: pushing forward limits and indications for foot revascularization, *M. Manzi*
- The Japanese art of crossing SFA & BTK-CTOs, *K. Urasawa*

 16:00 Break on the exhibition hall

16:30 NEW ENDOVASCULAR TREATMENTS, NEW PERSPECTIVES

Chairmen: *L. Inglese, J-C. Parodi, A. Redler, C. Ruotolo*

- 16:30 Renal sympathetic denervation and HTN, *I. Hofmann*
- 16:40 Contrast-enhanced US in the follow-up of abdominal aortic endoprosthesis, *B. Gossetti*
- 16:50 4F total leg treatment: is this the future?, *P. Peeters*
- 17:00 The angiosomes concept and its possible implementation in CLI revascularizations, *V. Alexandrescu*
- 17:10 Results of ultrasound enhanced thrombolysis for acute peripheral arterial obstructions, *J-P. de Vries*
- 17:20 Covered stents in the treatment of iliac occlusive disease, *C. Rabbia*
- 17:30 Prevention of type II endoleak by coils and fibrine glue embolization of the aneurysmatic sac, *F. Grego*
- 17:40 EVAR and nitinol mesh sac filling, *J. Pillai*
- 17:50 Transcaval treatment of type II leak after EVAR, *G. Mansueto*

18:00 Laparoscopic approach to EVAR endoleak video case, *G. Colacchio*

18:10 Reintervention in the era of new generation stent grafts, *G. Pratesi*

18:20 Approaching the long occlusion of the arteria femoralis superficialis, comparison between artherectomy stenting and DEB, *M. Fusaro*

18:30 GORE® EXCLUDER® AAA Endoprosthesis Featuring C3 Delivery System European One Year Results from the GREAT Registry, *E. Verhoeven*

18:40 Discussion

19:00 End of the sessions

20:00 MEET official dinner

Saturday December 3



| 08.00 - 13.00 | AUDITORIUM

08:00 CAROTID SESSION

Chairmen: *M. Amor, W. Gray, C. Setacci*

ORIGINAL CONTRIBUTIONS

08:00 Cervical access can reduce cerebral emboli during CAS, *M. Taurino*

08:10 Urgent and elective CAS: the role of MOMA and PITON, *G. Coppi*

08:20 Interest of cerebral MRI before carotid revascularization, *E. Houdart*

08:30 **Debate:** new ESC carotid therapy guidelines:

- for CEA, *N. Cheshire*

- for CAS, *W. Gray*

08:50 Discussion

ROUND TABLE DEBATE:

Carotid revascularization: choice of weapons, weapons of choice

09:00 **Introduction:** latest data on the way to consensus, *L. N. Hopkins*

09:10 The 100 cases and + experts club:

M. Amor, P. Cao, W. Gray, A. Halliday, L. N. Hopkins, S. Macdonald,

K. Mathias, P. Peeters, D. Raitzel, A. Schmidt, P. Schneider,

C. Setacci, H. Sievert & F. Veith



Vote and panel discussion

Towards a consensus: the MEET score, *M. Amor, P. Bergeron, D. Raitzel,*

P. Schneider, C. Setacci, F. Veith

10:00 Clinical cases, *M. Amor, P. Bergeron*



10:30 Break on the exhibition hall

11:00 CAROTID STENTING IN PRACTICE IN 2011

Chairmen: *C. Cernetti, Z. Krajcer, A. Schmidt*

11:00 Worldwide CAS practice in 2011, *A. Halliday*

11:10 CAS for standard surgical risks, *W. Gray*

11:20 **Recorded live cases** (see page 34)



• Carotid artery stenting in challenging anatomy: how would you do it?,
Z. Krajcer

• Endovascular clamping for cerebral protection in a difficult CAS-pro-
cedure, *A. Schmidt*

• CAS with proximal protection: tips and tricks, *H. Sievert*

12:00 **INDUSTRY SYMPOSIA** (see page 39)



AUDITORIUM:

Highlights from the industry's widest endovascular product offering

STENT ROOM: **MEDRAD**
Performance. For life.

Scientific Evidence of the Cotavance® Drug Eluting Balloon
with Paccocath® Technology

13:00 Lunch & posters exhibition on the exhibition hall 

Saturday December 3

| 14.00 - 19.00 | AUDITORIUM

14:00 TOPICS OF INTEREST FOR INTERVENTIONISTS

18F and above access management - Update on the PEVAR trial

Chairmen: *L. Castellani, M. Puttini, H. Safi, F. Verzini*

- 14:00 EVAR, TAVI, TEVAR: artery accesses requirements, *H. Sievert*
- 14:08 Update on the PEVAR trial, *Z. Krajcer*
- 14:16 Appropriate sizing and evaluation of iliac arteries, *L. Inglese*
- 14:24 Alternative accesses, *P. Bergeron*
- 14:32 18F and above. How to manage the percutaneous access, *K. Mathias*
- 14:40 Imaging & evaluation before closing, *Z. Krajcer*
- 14:48 Management of main complications, *N. Cheshire*
- 14:56 Current indications of cardiatis stents & results, *L. Inglese*
- 15:04 Discussion

Other endovascular topics of interest

Chairmen: *G. Bracale, G. Coppi, D. Kiskinis, R. K. Tripathi*

- 15:15 Endovascular repair of common femoral artery and concomitant arterial lesions, *Y. Gouëffic*
- 15:23 Is DEB useful in below the knee endovascular treatment? Preliminary results of a RCT, *G. Bellandi*
- 15:31 Branched stent graft for internal iliac: a good tool, *X. Chaufour*
- 15:39 Chronic total obstruction of aortic bifurcation - Is endovascular reconstruction with covered stents better than aorto bifemoral bypass?, *R. K. Tripathi*
- 15:47 Virtual amputation, *E. Calabrese*
- 15:55 Midterm outcome of endovascular aorto-iliac aneurysms repair using iliac branched grafts: are they effective and durable?, *C. Pratesi*
- 16:03 Discussion

16:15 Break on the exhibition hall 

17:00 FREE PAPERS & VIDEOS SESSION

Jury: *X. Chaufour, N. Cheshire, M. Farber, F. Setacci*

17:00 E-POSTERS COMPETITION on the exhibition hall

Jury: *L. Inglese, F. Spinelli*

19:30 Competitions awards ceremony 

20:00 Adjournment

Saturday December 3

I 17.00 - 19.00 I AUDITORIUM

Jury: *N. Cheshire, M. Farber, F. Setacci*

FREE PAPERS AORTA

- 17:00 Treatment of complex aortoiliac aneurysms with retrograde endovascular hypogastric artery preservation, *B. Massière, A. von Ristow, A. Vescovi, C. Pedron, L. MB Fonseca*
- 17:05 Contrast Enhanced Aortic Duplex UltraSonography Scanning (CEADUSS), *BS. Dindyal, M. Brewin, A. Thrush, M. Birch, C. Kyriakides*
- 17:10 Embolization of internal iliac arteries aneurysms (IIAA): technical consideration and results, *Y. Paquet*
- 17:15 Endovascular tip locking device for pulling vascular devices into anatomic position, *R. Feldtman*
- 17:20 Endovascular treatment of arterial homograft by-pass graft relapsing aneurysmatic complications. A case report, *F. Giovanetti, M. Gargiulo, M. Mirelli, F. Fratesi, C. Bianchini Massoni, A. Stella*
- 17:25 Endovascular abdominal aneurysm repair using the cook zenith graft. A single center experience, *S. Houthoofd*
- 17:30 Endovascular repair of idiopathic celiac artery dissection in a patient with suspected cholecystitis, *M. A. Ghouri, B. Shabaneh, M. Obon-Dent, N. E. Strickman*
- 17:35 The INNOVAT ION trial: experience with a new customizable, ultra-low profile AAA Stent Graft System, *E. Marone, R. Chiesa, C. Pratesi, G. Coppi, D. Scheinert, G. Torsello, J. Brunkwall*

FREE PAPERS VENOUS

- 17:40 Endovascular stenting for palliation in malignant superior vena cava syndrome, *K. Lang, M. Ulrich, S. Bräunlich, A. Schmidt, S. Guetz, S. Botsios, D. Scheinert*
- 17:45 Management of iliac vein obstruction and reflux: what should be done?, *V. Himanshu, H. Niranjana, S. Rajesh, K. T. Ramesh*

- 17:50 Endovascular treatment of tumour-related obstruction of the superior vena cava using a self-expanding Nitinol stent, *P. Kamusella, C. Wissgott, J. Banzer, P. Podrabsky, R. Andresen*
- 17:55 Temporary non-retrievable IVC filter: insight from the NOVEL registry, *F. Ramponi, L. M. Turner, C. L. Powell, N. A. Hussein, P. N. Hendel, M. P. Vallely, G. H. White*
- 18:00 Three phases of endovenous laser ablation, *C. V. Masayshvili, Y. L. Shevchenko, Y. M. Stoyko, T. V. Khlevtova, I. A. Kutidze, D. N. Morenko*


FREE PAPERS MISCELLANEOUS

- 18:05 Combined Angioplasty and Thrombolytic therapy in Buerger's disease, *M. Soliman*
- 18:10 Can the interwoven nitinol Supera Veritas stent give a solution in the treatment of extensive femoropopliteal disease?, *P. Goverde, S. Vercauteren*
- 18:15 Is the creation of a "new" aortic bifurcation with covered stents a benefit for treating extensive aortoiliac occlusive disease: follow-up, tips & tricks, *P. Goverde*
- 18:20 Patient-specific simulated rehearsal for the carotid artery stenting procedure: from virtual to vascular reality, *W. Willaert, R. Aggarwal, I. Van Herzeele, D. Nestel, N. Cheshire, F. Vermassen*
- 18:25 Endovascular revascularization for frostbite-induced chronic hand ischaemia: a case report, *F. Fratesi, M. Gargiulo, S. Gallinucci, F. Giovanetti, A. Freyrie, A. Stella*
- 18:30 Duplex guided retrograde popliteal access for recanalization of superficial femoral artery, *C. Pedron, M. Picada, AR. Martins, JCR. Martins, B. Massiere, FF. Pedron*

-
- 18:35 Atherosclerotic plaque inflammation synchronize with inflammatory activity of visceral fat, *K. Sungeun, K. Eun Ju, K. Jin Won, L. Jae Hyup, S. Hong Seog*
- 18:40 Video motion analysis for objective assessment in catheter-based endovascular intervention, *A. Rolls, C. V. Riga, C. V. Shah, D. Stoyanov, I. Van Herzeele, G. Z. Yang, M. Hamady, C. D. Bicknell, N. J. W. Cheshire*
- 18:45 Design and Validation of an error capture tool for quality evaluation in the vascular and endovascular surgical theatre, *S. Mason, S. Kuruvilla, C. Riga, M. Gohel, S. Patel, M. Albayeti, M. Hamady, N. Cheshire, C. Bicknell*
- 18:50 Fully immersive simulated catheter-lab technology for technical and non - technical skills acquisition and assessment, *K. O'Donoghue, C. Bicknell, C. Riga, R. Aggarwal, N. Cheshire, I. Van Herzeele*
- 18:55 Innominate artery stenting: a single centre experience, *C. Moncalvo, V. Puma, P. Cioffi*

VIDEO

- 19:00 Endovascular repair with cardiatis stent of symptomatic persistent sciatic artery aneurysm, *P. Modugno, L. Inglese, C. M. de Filippo, M. Amatuzio, E. M. Centritto, F. Alessandrini*



Imaging Optimised

COVIDIEN
positive results for life®



Thursday December 1

| 10.40 | AUDITORIUM

Successful balloon angioplasty of both jugular veins and azygos vein in a young patient with MS

Operator's name:	I. Petrov
Patient:	F. S., Female
Age:	37 years old
Symptoms / discovery:	Multiple sclerosis with 7 years of evolution and moderate to severe neurologic disability(EDSS=6.5)/ Chronic Cerebrospinal Venous Insufficiency (CCSVI) was established on the Color flow Doppler
Risks factors:	N/A
Procedure and devices:	<p>Successful balloon angioplasty of both Jugular veins and Azygos vein using right femoral venous approach (introducer sheath Terumo 10 Fr RSB10K10MQ, 10cm 0,035»)</p> <ol style="list-style-type: none"> 1. Selective catheterization and angiography of both Jugular veins using 5 Fr Terumo Optitorque diagnostic catheter and 035» wires STORQ SGW 0,035'' 300cm J SOFT (Johnson and Johnson) and Glidewire RFGA35223M - 220cm, 0.035» (Terumo) 2. Balloon angioplasty of left Jugular valve sequentially with balloons: EverCross OTW 12,0 x 40mm -135cm 0.035» (EV-3) and non compliant POWERFLEX EXTREME PTA 10mm x 4cm - 80cm (Johnson and Johnson) and scoring wire STORQ SGW 0,035'' 300cm J SOFT (Johnson and Johnson) 3. Balloon angioplasty of right Jugular valve using a semicompliant balloon EverCross OTW 12,0 x 40mm -135cm 0.035» (EV-3) over a long STORQ SGW 0,035'' 300cm J SOFT (Johnson and Johnson) 4. Selective catheterization and angiography of Azygos vein using the 5 Fr Terumo Optitorque diagnostic catheter and 035» wires STORQ SGW 0,035'' 300cm J SOFT (Johnson and Johnson) and Glidewire RFGA35223M - 220cm, 0.035» (Terumo) 5. Guiding catheter 7F Launcher EBU 4.0 (Medtronic) selective introduction into the Azygos vein to facilitate balloon positioning and inflation consecutively EverCross OTW 6,0 x 60mm - 135cm 0.035» (EV 3) and EverCross OTW 8,0 x 40mm - 135cm 0.035» (EV-3) <p>All initial and final control angiographies were done by power injection of 12 ml of Ultravist 370 contrast die with speed of 4ml/sec Efficient lumen enlargement and flow improvement was established in all treated vessels- both Jugular veins and Azygos vein</p>

| 11.20 | AUDITORIUM

Treatment of high flow endoleak type II after EVAR via inferior vena cava

Operator's name:	P. Bergeron
Sex:	Female
Age:	85 years old
Symptoms / discovery:	Thoracic pain, dyspnea, malaise
Risks factors:	hypercholesterolemia, hyperlipidemia, hypertension, cardiopathy, asthma, hiatus hernia, arthritic lumbar pain
Procedure and devices:	embolization of the aneurysmal sac with amplatzer emboli of 7mm - implantation of a second amplatzer 5mm



Friday December 2

| 10.30 | AUDITORIUM

How to revascularize BTK lesions of CLI cases: Trans-collateral angioplasty

Operator's name:	K. Urasawa
Patient's initials:	T. K.
Sex:	Male
Age:	90 years old
Symptoms / discovery:	Intermittent claudication, rest foot pain, leg coldness
Risks factors:	Hypertension, Diabetes Meritus
Procedure:	Tans-collateral angioplasty
Devices:	Guide catheter 4.5F sheathless guide catheter (Medikit, Japan) Guidewires Cruise 0.014" (Neos, Japan) Ruby hard 0.014" (Kaneka, Japan) Chevalier 0.014" (Cordis Endovascular, Japan) Micro catheter Prominent (Tokai Medical, Japan) Balloon Shiden 2.0 x 200mm, 2.5 x 200mm (Kaneka, Japan)

| 10.30 | AUDITORIUM

BTK treatment: retrograde peroneal access

Operator's name:	E. Ducasse
Patient's initials:	M. S.
Sex:	Male
Age:	78 years old
Symptoms / discovery:	toe necrosis on diabetic patient
Risks factors:	diatebes + history of tobacco use
Procedure and devices:	first 4 F long sheath : distal popliteal + TPT occlusion. Anterograde recanalisation: failure, peroneal retrograde access + recanalisation with 0.018'' wire + support catheter (trailblazer from EV3) : succes and secondary failure - new anterograde acees : new failure - one more time transcutaneal peroneal access and recanalisation 0.018'' wire + savvy-Cordis low-profile ballon as support catheter : success. anterograde inflation with Savvy-Cordis 4 mm- 60 mm length - remaining stenosis and lesion - stenting from middle popliteal artery to reentry in TPT with Pulsar 18-Biotronik self-expanding stent reinflated with 4 mm diameter balloon Savvy-Cordis. final success with angiographic control

It takes
seconds
to keep vessels
open for
years

Paclitaxel Coated Balloon Angioplasty Catheter

COTAVANCE®

The Paccocath® Technology

Delivering paclitaxel to the lesion



NOT AVAILABLE IN US. See product Instructions for Use for specific and complete prescribing information.

MEDRAD Interventional is a federally registered trademark of MEDRAD, INC. U.S.A. Cotavance and Paccocath are trademarks of Bayer Pharma AG.
©2011 MEDRAD, INC. All Rights Reserved.

2395-014

EU +31 43-3585600 Tel EU +31 43-3656598 Fax www.medrad.com

MEDRAD
Interventional®

MEET 2014
MULTIDISCIPLINARY EUROPEAN
ENDOVASCULAR THERAPY

| SCIENTIFIC PROGRAM | 

Saturday December 3

Carotid artery stenting in challenging anatomy: how would you do it?


- Operator's name:** Z. Krajcer
Sex: Female
Age: 72 years old
Symptoms / discovery: multiple medical problems (occasional chest pains, leg cramps, difference in BP between both arms and underwent evaluation at an outside facility with angiography of her coronaries, carotids, aorta, iliacs and both lower extremities – no neurological symptoms
Risks factors: hypertension, dyslipidemia, type II DM x 20 years, CAD d/p prior MI s/p stenting of the LAD, prior surgeries: cholecystectomy 1998, hysterectomy 1976
Procedure and devices: Rt. FA 8F sheath; 9F HS guiding catheter (Cordis/J&J); Innominate artery and Rt. ICA angio. & IVUS; 6mm Angioguard EPD (Abbott); .014 Eagle Eye (Volcano) IVUS; 7x20mm Cutting balloon (BSC); 9x18 OmniLink STENT (Abbott)

RECORDED LIVE CASES

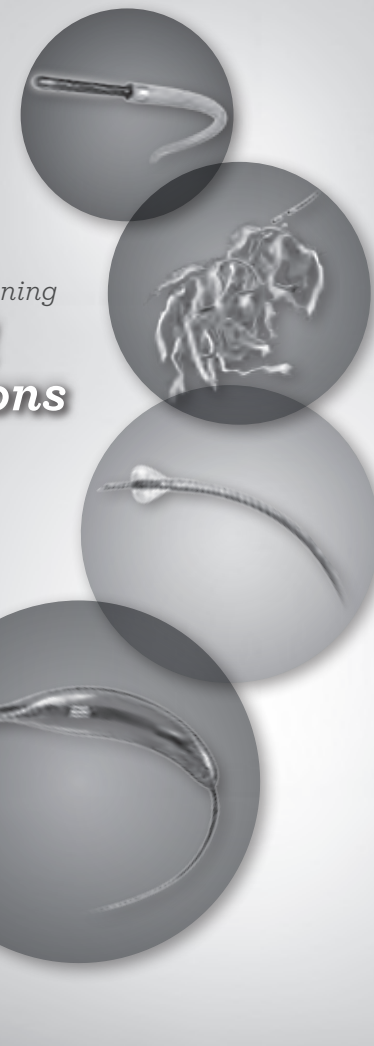
11.20 AUDITORIUM

CAS with proximal protection: tips and tricks

Operator's name: **H. Sievert**
 Sex: Male
 Age: 58 years old
 Symptoms / discovery: asymptomatic bilateral carotid stenoses
 Risks factors: hypertension, smoking, peripheral arterial occlusive disease, retinal detachment and glaucoma (right eye)



Together, we are defining
Peripheral Interventions



Bringing Persistent Innovation to you and your patients

In 2011, Boston Scientific is taking Innovation to the next level by bringing 7 new products to the market among which are Innova™ Self Expanding Stent System¹, Mustang™ PTA Balloon Catheter, Interlock™ -35 Fibered IDC™ Occlusion System, Coyote™ PTA Balloon Catheter² and OffRoad™ re-entry catheter³. We offer comprehensive solutions designed to facilitate your Peripheral Interventions and improve patient care.

¹Innova™ Self Expanding Stent System is pending CE mark, not available for sale in the EEA.
²Coyote™ PTA Balloon Catheter is pending CE mark, not available in EEA.
³OffRoad™ re-entry catheter is pending CE mark, not available for sale in the EEA.

Saturday December 3

| 09.00 - 13.00 | PARAMEDICAL ROOM

Coordination scientifique / Coordinazione scientifica *Carmine Ciaralli, AITRI & Isabelle Hilaire, ICEV*

Mot de bienvenue de la FNCTSRM de l'IPASVI, *S. Borrelli*
(*Vice president FNCTSRM*), *R. Gennaro* (*President IPASVI Rome*)
Saluti di benvenuto della FNCTSRM e dell'IPASVI, *S. Borrelli* (*Vice presidente FNCTSRM*), *R. Gennaro* (*Presidente collegio IPASVI di Roma*)

09:00 Introduction / Presentazione, *C. Ciaralli, N. Mangialardi*
Modérateurs / Moderatori, *C. Ciaralli, I. Hilaire*

09:15 TRAITEMENT ENDOVASCULAIRE DES ARTÈRES CAROTIDIENNES TRATTAMENTO ENDOVASCOLARE DELLE ARTERIE CAROTIDEE

09:15 Le point sur l'angioplastie carotidienne, *J. Fouque*
Il punto sull'angioplastica carotidea, *J. Fouque*

09:30 Traitement endovasculaire des sténoses carotidiennes : aspects techniques et infirmiers, *G. Miarelli, A. Quaglia*
Trattamento endovascolare delle stenosi carotidiche : aspetti assistenziali e tecnici, *G. Miarelli, A. Quaglia*

09:45 Information-patient en radioprotection, *B. Da Cruz*
Informazioni al paziente sul rischio- beneficio, *B. Da Cruz*

10:00 Diagnostic de la plaque carotidienne MRA et traitement par radiologie interventionnelle, *A. Agostinelli, P. Giarolo, M. Vecchietto*
Diagnosi della placca carotidea mediante MRA e terapia con la radiologia interventistica, *A. Agostinelli, P. Giarolo, M. Vecchietto*

 10:15 Pause café sur le hall d'exposition / Pausa caffè in sala espositiva

10:30 COMMUNICATIONS COMUNICAZIONI

10:30 Les activités et les compétences des manipulateurs en radiologie: l'expérience du Département de hémodynamique de l'hôpital de Perugia, *D. Milleni, A. Brilli*
Attività e competenze del TSRM: l'esperienza del reparto di emodinamica dell'ospedale di Perugia, *D. Milleni, A. Brilli*

10:40 Implémentation des compétences des infirmières dans la chirurgie endovasculaire : méthodologie d'apprentissage et de formation continue, *M. Sereni, G. Tassi*

Implementazione delle competenze infermieristiche nella chirurgia endovascolare : metodologia di apprendimento e formazione continua sul campo, *M. Sereni, G. Tassi*

10:50 Planification d'assistance dans le traitement de l'artériopathie périphérique avec PTA et/ou stenting, *A. Panariello, J. Sera*

Pianificazione assistenziale nel trattamento delle arteriopatie periferiche con PTA e/o stenting, *A. Panariello, J. Sera*

11:00 CT-SCAN 64 : traitement des images dans la thérapie endovasculaire de l'aorte thoracique, *C. Ciaralli*

CT-SCAN 64 : il post-processing dell'imaging radiologico nella terapia endovascolare dell'aorta toracica, *C. Ciaralli*

11:10 Discussion / Discussione

11:30 TABLE RONDE : DIRECTIVE EURATOM 97/43 TAVOLA ROTONDA : DIRETTIVA EURATOM 97/43

11:30 Introduction : la radioprotection de l'opérateur en salle d'intervention, *D. Maccagni*

Introduzione : la radioprotezione degli operatori nelle sale di interventistica, *D. Maccagni*

11:50 Application de la directive Euratom 97/43, *D. Catania, D. Caramella, I. Hilaire, B. Da Cruz*

Applicazione della direttiva Euratom 97/43, *D. Catania, D. Caramella, I. Hilaire, B. Da Cruz*

12:25 Présentation ESIR, *D. Catania* (*President AITRI*), *D. Pronk-Larive* (*Executive officer EFRS*)

Presentazione ESIR, *D. Catania* (*Presidente AITRI*), *D. Pronk-Larive* (*Executive officer EFRS*)

12:35 Discussion / Discussione

13:00 Déjeuner sur le hall d'exposition / Pausa pranzo in sala espositiva 

Saturday December 3

| 14.00 - 17.00 | PARAMEDICAL ROOM

Accreditato da Aitri al Ministero della Salute, nell'ambito del progetto ECM, per Infermieri e Tsm

14:00 TRAITEMENT ENDOVASCULAIRE DE L'AORTE THORACO ABDOMINALE TRATTAMENTO ENDOVASCOLARE DELL'AORTA TORACO ADDOMINALE

Modérateurs / Moderatori: **S. Gautier, M. Sereni**

- 14:00 Traitements endovasculaires : problématiques techniques de la sélection et des urgences, *R. Marino*
Trattamenti endovascolari : problematiche tecniche in elezione e in emergenza, *R. Marino*
- 14:15 Le point sur les endoprothèses aortiques, *S. Durbec*
Il punto sulle endoprotesi aortiche, *S. Durbec*
- 14:30 Les anévrysmes thoraco-abdominaux en urgence : rôle de l'infirmier, *L. Ceccucci, C. Cianca*
Gli aneurismi toraco-addominali in emergenza : ruolo dell'infermiere, *L. Ceccucci, C. Cianca*
- 14:45 Prise en charge médicale et traitement combiné de la crosse de l'aorte, *S. Gautier, B. Lalanne*
Chirurgia ibrida della crosse dell'aorta, *S. Gautier, B. Lalanne*
- 15:00 Actualité dans la thérapie endovasculaire de l'aorte thoraco-abdominale, *A. Bollettinari, D. Campion*
Attualità nella terapia endovascolare dell'aorta toraco-addominale, *A. Bollettinari, D. Campion*
- 15:15 Endoprothèse aortique repositionnables : utopie ou nouveauté ?, *I. Hilaire*
Endoprotesi aortiche riposizionabili: utopia o novità?, *I. Hilaire*

15:30 TRAITEMENT ENDOVASCULAIRE DES ARTÈRES DES MEMBRES INFÉRIEURS TRATTAMENTO ENDOVASCOLARE DELLE ARTERIE DEGLI ARTI INFERIORI

Modérateurs / Moderatori: **S. Gautier, P. Giarolo**

- 15:30 Étude angiographique de l'anatomie vasculaire du pied.
La première étape vers la revascularisation distale, *A. Candeo*
Studio angiografico dell'anatomia vascolare del piede.
Il primo passo verso la rivascularizzazione distale, *A. Candeo*
- 15:45 Le sauvetage de membre ou l'angioplastie du pied diabétique, *I. Hilaire, N. Gullbaud*
Il salvataggio dell'arto: il piede diabetico, *I. Hilaire, N. Gullbaud*
- 16:00 L'angioplastie et le stenting en artériopathie périphérique : nouvelles perspectives, *C. Puca*
L'angioplastica e stenting nell'arteriopatia periferica: nuove prospettive, *C. Puca*
- 16:15 Quiz / Compilazione test

17:00 Clôture des sessions / Chiusura dei lavori

AITRI Associazione Italiana Tecnici di Radiologia Interventistica
EFRS European Federation of Radiographer Societies
ESIR European Society of Interventional Radiographers
FNCTSRM Federazione Nazionale Collegi Tecnici Radiologia Medica
IPASVI Infermieri Professionali, Assistenti Sanitari e Vigilatrici di Infanzia

Aitri



Faculté Facoltà

Alberto Agostinelli, Verona, Italy
Alberto Bollettinari, Torino, Italy
Sergio Borrelli, Roma, Italy
Alessia Brillì, Perugia, Italy
Daniela Campion, Torino, Italy
Alessandro Candeo, Padova, Italy
Davide Caramella, Pisa, Italy
Diego Catania, Milano, Italy
Lucia Ceccucci, Roma, Italy
Claudio Cianca, Roma, Italy
Carmine Ciaralli, Roma, Italy
Bruno Da Cruz, Marseille, France
Sylvie Durbec, Marseille, France
Jérôme Fouque, Marseille, France
Sophie Gautier, Marseille, France
Rocco Gennaro, Roma, Italy
Paolo Giarolo, Verona, Italy
Nicolas Guilbaud, Marseille, France
Isabelle Hilaire, Marseille, France
Bernard Lalanne, Marseille, France
Davide Maccagni, Milano, Italy
Nicola Mangialardi, Roma, Italy
Raffaella Marino, Napoli, Italy
Giuseppe Miarelli, Roma, Italy
Daniele Milleni, Perugia, Italy
Antonio Panariello, Roma, Italy
Dorien Pronk-Larive, Utrecht, The Netherlands
Costanza Puca, Siena, Italy
Anna Maria Quaglia, Roma, Italy
Joanna Sera, Roma, Italy
Maro Sereni, Roma, Italy
Graziella Tassi, Roma, Italy
Marco Vecchietto, Verona, Italy

Thursday December 1

| 15.00 - 16.00 |

STENT ROOM: а фибрилен-фибрилен компани

Current treatment modalities, strategies and trends in complex lower extremity lesions

Chairman: *E. Ducasse*

Angiosome model, *M. Manzi*

BTK procedure, *E. Ducasse*

Practical guidelines on the management and prevention of the diabetic foot, *T. Diamantopoulos*

AUDITORIUM: &

New frontiers in EVAR: the mini invasive approach

Chairman: *M. Thompson*

Moderator: *F. Nessi*

Ovation overall clinical data: *P. Castelli*

Prostar XL: relation between experience and success: *F. Verzini*

Ovation Challenging cases: *S. Inglott*

Discussion

Friday December 2

 LUNCHEON SYMPOSIUM | 12.30 - 13.30 |

BALLOON ROOM:

GORE® VIABAHN® Endoprosthesis in the peripheral arteries: case presentations

Chairman: *A. Stella*

Discussants: *N. Chakfe, D. Gasparini, P. Rubino*

Occlusive Disease of SFA, *J. Fernandez-Noya*

Long Lesion of SFA, *T. Stojanovic*

Popliteal artery aneurysms: tips & tricks, *E. Vecchiati*

Popliteal artery aneurysm, *E. Ducasse*

AV- Access*, *S. Comelli*

* GORE® VIABAHN® Endoprosthesis and GORE® VIABAHN® Endoprosthesis with PROPATEN Bioactive surface do NOT have CE Mark for this application

Friday December 2

| 13.30 - 14.30 |

AUDITORIUM:

Advanced endovascular treatment of the thoracic aorta: interactive case discussion

Chairman: *C. Antona*

Discussants: *F. Verzini, F. Peinetti*

Impact of proper device sizing in traumatic aortic injuries, *M. Farber*

Challenges in the thoracic aorta tips and practical solutions, *M. Galli*

Endovascular treatment of ruptured dissection and aneurysms: what did we learn,
S. Trimarchi

Emergent TEVAR management in complex pathology patients, *S. Campanini*

STENT ROOM: Medtronic

Latest Clinical evidence of DEB therapy for claudication

Chairman: *G. Biamino*

Panelists: *M. Gargiulo, F. Nessi*

Status and promise of DEB in claudicants, results from early and recent trials,
G. Biamino

Results from recent DEB randomized trials:

SFA, *M. Werk*

SFA and BTK, *F. Fanelli*

Initial findings in challenging SFA subsets, *A. Cioppa*

Saturday December 3

| 12.00 - 13.00 |

AUDITORIUM:

Highlights from the industry's widest endovascular product offering

Chairman: *G. Melissano, R. Pacchioni*

Zenith LP - Evolution and performance, *G. Rouhani*

Dissection pathology and treatment, *G. Melissano*

Multicentre study results from the BSET UK fenestrated study, *R. Vallabhaneni*

STENT ROOM: MEDRAD[®] Performance. For life.[™]

Scientific evidence of the Cotavance[®] Drug Eluting Balloon with Paccocath[®]
technology

Chairmen: *D. Gasparini, C. Rabbia*

Why use a Drug Eluting Balloon?, *M. Manzi*

Insights into Preclinical Studies of Latest Generation Cotavance[®] Drug Eluting Balloon,
J. Granada

Five year THUNDER Data and the long term impact of DEBs with Paccocath
Technology on severe dissections, *G. M. Sangiorgi*

Thursday December 1

| WORKSHOP ROOM |

| 10.00 - 12.00 | **medrad**[®]
Performance. For life.™

Peripheral arterial disease. How technology may improve patient outcome

1st SESSION: PAD – a clinical approach

Chairmen: *S. Savonitto, C. Caravaggi*

- The burden of cardiovascular disease in Peripheral Arterial Disease, *S. Savonitto*
- Diabetes and peripheral arterial disease: new pathophysiological insights, *F. Cosentino*

2nd SESSION: How do coronary and peripheral arteries differ?, *R. Ferraresi, M. Manzi*

- Disease pattern in CLI: the importance of BTK treatment, *R. Ferraresi*
- The pathologist's and interventionalist's point of view, *G. Sangiorgi*
- The impact of DEB for CLI patients, *F. Liistro*

3rd SESSION: clinical cases, *G. M. Sangiorgi, C. Rabbia*

- The diabetic patient: tough technology for tough disease?, *B. Cortese*
- Efficacy of new generation DEB in peripheral recanalization, *F. Fanelli*
- Management of the patient with prior surgery, *G. Piccolo*

Friday December 2

| WORKSHOP ROOM |

| 08.00 - 10.00 | **Abbott**
Vascular & **TRIVASCULAR**[™]

Hands on session.

Prostar XL & Ovation

| 10.30 - 11.15 | **COVIDIEN** | **ev3**[™]

The new frontiers for the management of varicose veins: the ClosureFAST catheter. Experts share their experiences.

- Literature review revealing the safety and effectiveness of ClosureFAST catheter, *R. Casana*
- Radiofrequency: technique and results, *F. Napoli*
- Which one: laser or ClosureFAST?, *G. Malchiodi*
- Video on technique for ClosureFAST

| 11.30 - 12.30 | **COVIDIEN** | **ev3**[™]

Emerging clinical data and advanced innovation in the treatment of PAD with TurboHawk

Chairman: *G. Nano*

- DEFINITIVE LE: 6 months data, *N. Tusini*
- TurboHawk for the treatment of all plaque morphologies including calcium - What are the benefits?, *C. Moncalvo*
- Experience to date, clinical result and cases presentation, *M. Rossi*

Friday December 2

|| WORKSHOP ROOM ||

| 14.00 - 16.00 |  **ST. JUDE MEDICAL**
MORE CONTROL. LESS RISK.

AngioSeal vascular closure device: ultraSound-guided deployment as a best practice and hands-on session

- 14.00 UltraSound (US) guided AngioSeal deployment in antegrade common femoral arterial access: 3 years of experience, *M. Manzi*
- 15.00 Hands-on: the AngioSeal in your hands

| 16.30 - 18.30 |  **TERUMO**

Technical trip through Terumo peripheral products

Saturday December 3

|| WORKSHOP ROOM ||

| 08.00 - 10.00 | **MAQUET**
GETINGE GROUP

| 10.30 - 12.30 |  **Nuova Mondial Service**

GENERAL INFORMATION

Meeting venue

Crowne Plaza St Peter's Hotel
Via Aurelia Antica 415 • 00165 Roma
www.crowneplaza.com/rome-stpeters

Official languages

The official language of the medical sessions is English. No translation will be provided. The official languages of the paramedical sessions are French and Italian. Translation will be provided into French & Italian.

Important deadlines

- For early registration at a reduced fee September 30
- Abstracts, videos & posters submission September 30
- Hotel reservation October 28
- Pre-registration November 11

Target audience

We are inviting all vascular and endovascular specialists to attend the MEET Congress. The MEET 2011 program will be of benefit to all health-care professionals regardless of their level of expertise: beginners, well-trained and experts.

- **Physicians:** Angiologists and Cardio-angiologists, Vascular and Endovascular surgeons, Cardiac and Cardiovascular surgeons, Interventional cardiologists, Interventional radiologists, Conventional cardiologists, Diagnosis radiologists, Neuro-surgeons and Neuro-radiologists.
- **Other actors:** Vascular nurses, Vascular technicians, Engineers and Industry professionals.

OFFICIAL PARTNERS



Discounts are applied to a wide range of airfares on all Air France and KLM flights worldwide, if passengers are travelling on the following classes of travel: Espace Affaires (Business) and Economique (Coach). **10%** rebate is applied on published non-restrictive public fares. A reduction of **-5%** is granted on restrictive-discounted fares. Use the website of this event or visit www.airfranceklm-globalmeetings.com to:


- access the preferential fares granted for this event,
- make your online reservation,
- issue your electronic ticket*,
- select your seat**,
- and print your boarding card**.

* not available in certain countries
** subject to conditions

Event: MEET 2011 - Event ID: 13080AF
Valid for travel from 26/11/2011 to 08/12/2011
Event location: Roma, Italy

If you buy your ticket via Air France and KLM Global Meetings website, your electronic ticket will carry a special mention which justifies the application of the preferential fares. Should you prefer to process your reservations and ticket-purchase directly with an Air France and KLM sales outlet, you must keep this current document which serves to justify the application of the preferential airfares. **Keep the document to justify the special fares with you as you may be asked for it at any point of your journey.** To locate your nearest Air France and KLM sales point, visit: www.airfrance.com. You will need to quote the reference given above which is registered in Air France and KLM data under: GGAIARAFEVENTNEGO. Frequent flyer / loyalty programs of Air France and KLM partner airlines are credited with "miles" when Air France or KLM flights are used.

Air France, French Limited Company with a capital of 1.901.231.625 euros - Head Office: 45, rue de Paris, 95747 Roissy CDG cedex, France - Registered on the Trade and Companies register in Burgundy under no. 420.495.178 Koninklijke Luchtvaart Maatschappij n.v. (also known as KLM Royal Dutch Airlines) - Head Office: Amsterdamseweg 55, 1182 GP Amstelveen, the Netherlands - Registered No 33014286 - Edited by Air France and KLM Global Meetings - JHVC



Social event

MEET official dinner: Friday 2 evening 20.00 – 24.00,
(casual chic dress code).

- **Gardens of Insugherata**
- All registrants are welcome with one guest of their choice to this dining cocktail. **60 € per person.**
- Located near the center on top of a 35 hectares hill, the Giardini della Insugherata is one of Rome's finest landscapes, an enchanting and peaceful park « all'italiana » covering 30 000 square metres designed by the architect Vittorio Morpurgo. To reach the summit, you will follow a beautiful road lined with centuries-old pine trees. Then finally pass through the gate and walk around the romantic alleys to discover the majestic fountain (and its jeux d'eau). Overlooking the luxuriant copses and the outdoor swimming pool, the bay-window room will accommodate all the seated guests. Come and enjoy the prestige and the elegance of this exceptional environment in the heart of nature.

Registration fees

Included in the registration fee: congress bag, final program & abstracts, MEET electronic book with videos included, congress DVD, access to all scientific medical sessions in the auditorium, exhibition hall, breakfasts, coffee breaks, lunches and cocktail on December 1. Day passes are available and can only be purchased onsite. The first author from each selected abstract, poster or video will benefit from the reduced fee of 400 €.



Registration fees for accompanying persons

Registration fees include access to coffee breaks, buffet lunches and cocktail in the exhibition hall every day and to the official dinner on Friday December 2. Price: 150 €.

Travel services

Travel arrangements can be made through Turquoise Voyages. It is a fully-service travel agency designed to provide reliable, cost effective and efficient travel service. When making a reservation with Turquoise Voyages, please inform the agent that you will be attending the MEET 2011. For ticket information, reservation, pricing, please contact Sebastien. Turquoise Voyages - 8, rue Neuve Saint Martin - 13001 Marseille - Tel: +33 (0) 491 13 94 92 - Fax: +33 (0) 491 90 60 11 - E-mail: sebastien@turquoise-voyages.fr

Accommodation

The MEET Organization has made reservations for participants at privileged rates at hotels at walking distance. To benefit from these rates please return your housing form as soon as possible, indicating the hotel of your choice and a second choice, should the first not be available. Upon reception of the accommodation form, together with a deposit of one night accommodation, a booking confirmation email will be sent to the participant. The balance has to be paid one month before arrival. The daily hotel tax and any other extra are payable directly to the hotel on departure. Any booking & changes must be communicated in writing to divine [id] before October 28. A 10% administrative fee will be charged for any cancellation. After October 28 no refund will be paid.

Event coordinators' contacts

Vérane Bergeron Moreau + 33 (0) 621 78 87 16
Christine Arzouyan + 33 (0) 613 96 08 70
Michèle Caboste + 33 (0) 491 57 19 60

Registrations & information desk

Thursday December 1 08.00 - 18.30
Friday December 2 07.30 - 19.00
Saturday December 3 07.30 - 19.00



**20% rebate per person
on a return ticket
on a trip
in France only.**

To receive a voucher,
please contact Com&Co.

To organise your trip,
contact:
0 892 35 35 35*
or visit: www.sncf.com

* Charge for calls: 0,34€/min

Acknowledgements 2011

Venous Workshops Sponsors



Institutional endorsements



International Society of Endovascular Specialists
www.isesonline.org



Institut Lorrain du Cœur et des Vaisseaux



Internal Society for Vascular Surgery
www.isvs.org




Société Française de Chirurgie Thoracique et Cardio-Vasculaire



British Society For Endovascular Theory
www.bset.org.uk



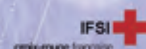
Associazione Italiana Tecnici di Radiologia Interventistica
www.aitri.it



Italian Society of Vascular and Endovascular Surgery
www.sicve.it



Association des infirmières en chirurgie endovasculaire



Institut régional de formation sanitaire et sociale Paca & Corse
www.croix-rouge.fr

Organization

General organization
 Vérane Bergeron Moreau,
 Executive manager
vbergeron@divine-id.com

Registration & accommodation
 Michèle Caboste
mcaboste@divine-id.com

Faculty & marketing coordination
 Christine Arzouyan
carzouyan@divine-id.com



* 17, rue Venture * 13001 Marseille * France
 * Tel +33 (0) 491 57 19 60 * Fax +33 (0) 491 57 19 61
 * info@meetcongress.com
 * www.meetcongress.com * www.divine-id.com

Acknowledgements

